


**Increase your studio summer fun income and by enhancing your studio with these five Olympic *rings*.**

### Opening Ceremonies:




- 1) **Paper Plate Dance:** create motions to a tune of your choice to encourage active listening, teach musical form (rondo) and more.
- 2) **Dishing up Note Values:** cut up paper plates into half notes, quarter notes, 8th notes, etc, for a vivid visual for locking in note value comprehension.

#### Green: Finances

- 1) **Finger Print:** What is the finger print of your studio? Read Philip Johnston's book, **The Dynamic Studio...** <http://88pianokeys.me/2013/04/03/online-book-club-begins/>...and re-evaluate your teaching style, take stock of your assets and get inspired.
- 2) **Boost Income:** Fill in the typical gap in summer income by offering students options. Require attendance if families wish to reserve a lesson slot for the fall. Get families on board with this requirement by offering attractive lesson options-- there will be few complaints.
- 3) **Set Tuition:** Determine rates that provide a fair price for students and adequate income to cover your planning time. Pro-rate the tuition based on enrollment.

#### Black: Logistics


- 1) **Google Docs:** Create a form to gather schedules and preferences of student families. Click this link for a sample: <http://88pianokeys.me/studio/summer-2013-studio-registration/>
  - 2) **Poll Daddy:** another possible free vehicle to survey families when considering a summer camp schedule
  - 3) **MusicTeachersHelper.com:** or other scheduling services can provide a way to track enrollment, schedule camps and keep families notified of upcoming events.
  - 4) **Be prepared to be Flexible:**
    - **Accommodate** student family vacations. It's key to make sure your student roster can attend the camps you offer!
    - Students with matching schedules may not arrive with similar age or abilities so plan for providing activities for **multiple skill levels**.
- Holding a camp means more than one person at a lesson which requires more room so prepare ample **space** to accommodate a group.



- Building a **curriculum** that is suited for attendees is crucial. Make plans early and refine often.
- Provide parents with **feedback** after each day to reassure them of their investment.

### Blue: Content

- 1) **Determine Curriculum**--look for gaps in your students' knowledge of technique, theory, creativity, history and customize a camp which develops those areas.
- 2) **Choose a Theme**--create a common thread to link activities. Ex: colors of Olympic rings, countries, movie sound tracks, creativity....A theme will help enormously when planning activities, curriculum and even snacks and awards.



### Red: Activities


#### 1) Indoor Activities

- On the Bench: improvisation, technique, ensembles, orchestration, composition...

- Off the Bench: card games, board games, written work, ear training, paper plate dance, boom whackers...

- 2) **Outdoor Activities**: races, horse shoes, relays, minute-to-win it, lawn darts...

- 3) **At Home Assignments**: worksheets, computer drills, solo and ensemble repertoire, composition notation, improvisation exercises, playing by ear, transposition...




### Yellow: Rewards

- 1) **Competition**: build in as much or as little competition dependent upon group dynamics

- 2) **Prizes**: medals, candy, etc. Offer incentives to reach gold, silver or bronze medal status or up the stakes and encourage competition by offering only one gold medal to the top performer.

- 3) **Ceremony**: use milk crates to build a platform, hold a recital featuring medal-winning performances OR keep it simple and offer an extra tasty snack.

- 4) **Snacks**: probably one of THE most important aspects to plan carefully. Offer a closing ceremony, torch-like snack, for example: orange sherbet in sugar cones.




### Closing Ceremonies (Remarks)

#### 1) Advice:

- **Personalize** your camp and keep it in *your* comfort zone.
- **Customize** your curriculum to suit your studio and student roster
- **Student-Proof** all fun. Safety is essential so choose your activities carefully.

- 2) **Resources**: see next page



### -Books

- *Piano Teachers Resource Kit* [http://www.amazon.com/Piano-Teachers-Resource-Kit-Reproducible/dp/1423489578/ref=sr\\_1\\_1?ie=UTF8&qid=1372133367&sr=8-1&keywords=piano+teachers+resource+kit](http://www.amazon.com/Piano-Teachers-Resource-Kit-Reproducible/dp/1423489578/ref=sr_1_1?ie=UTF8&qid=1372133367&sr=8-1&keywords=piano+teachers+resource+kit)
- *TCW Accelerando 2 Teachers Guide* [http://www.kjos.com/detail.php?division=5&table=product&prod\\_id=TW201T2](http://www.kjos.com/detail.php?division=5&table=product&prod_id=TW201T2)

### -Blogs

- Leila Viss at 88PianoKeys.me <http://88pianokeys.me/2012/04/29/what-are-piano-olympics/> and MusicTeachersHelper.com <http://www.musicteachershelper.com/blog/increase-summer-fun-and-finances/>
- Jennifer Foxx at Foxx Piano Studio Resources <http://fpsresources.wordpress.com/2013/05/21/music-camps-and-workshops-part-2-of-3/>
- Joy Morin at Color in My Piano <http://colorinmypiano.com/2012/07/02/musical-olympics-camp-lesson-plan-materials/>

### -Online Sites and Stores

- ComposeCreate.com (Rhythm Menagerie and Rhythm Manipulations and Rhythm Cup Explorations)
- Dollar Store
- Garage Sales
- Jeopardy Templates <https://jeopardylabs.com/build/>
- Keys To Imagination <http://www.keystoimagination.com/>
- [Music Educator's Marketplace](#)
- [MusicLearningCommunity.com](#)
- Panimation <http://www.panimation.com/>
- Pinterest <http://pinterest.com/viss/piano-olympics/>
- Susan Paradise <http://www.susanparadis.com/>
- Target Dollar Bin
- Three Cranky Women *TCW* [http://www.kjos.com/sub\\_section.php?division=5&series=233](http://www.kjos.com/sub_section.php?division=5&series=233)

### -Equipment Wishlist

- Body Beat Cards <http://www.westmusic.com/1002401-games-teaching-aids/g2000-games-activities/g2000c-games/g2000c12-card/body-beat.htm>
- Boomwhackers <http://www.amazon.com/Diatonic-Set-of-8-Boomwhackers/dp/B0002E2MCI>
- Camera/Video Camera
- Clavinova
- Eggspert [http://www.amazon.com/s/ref=nb\\_sb\\_ss\\_i\\_0\\_7?url=search-alias%3Dtoys-and-games&field-keywords=eggspert&sprefix=eggspert%2Ctoys-and-games%2C349](http://www.amazon.com/s/ref=nb_sb_ss_i_0_7?url=search-alias%3Dtoys-and-games&field-keywords=eggspert&sprefix=eggspert%2Ctoys-and-games%2C349)
- Ikea Table <http://www.ikea.com/us/en/catalog/products/S59831454/>
- iPad
- Magnetic Spinners [http://www.amazon.com/gp/product/B001XUPG8M/ref=oh\\_details\\_o01\\_s00\\_i02?ie=UTF8&psc=1](http://www.amazon.com/gp/product/B001XUPG8M/ref=oh_details_o01_s00_i02?ie=UTF8&psc=1)
- Markers
- Pylons
- Silly Puddy over Playdo
- Thermal Laminator [http://www.amazon.com/Scotch-Thermal-Laminator-Roller-TL901/dp/B0010JEJPC/ref=sr\\_1\\_1?s=office-products&ie=UTF8&qid=1371098425&sr=1-1&keywords=laminator](http://www.amazon.com/Scotch-Thermal-Laminator-Roller-TL901/dp/B0010JEJPC/ref=sr_1_1?s=office-products&ie=UTF8&qid=1371098425&sr=1-1&keywords=laminator)
- Twister Hopscotch [http://www.amazon.com/Milton-Bradley-40459-Twister-Hopscotch/dp/B0013EY11O/ref=sr\\_1\\_4?ie=UTF8&qid=1371098478&sr=8-4&keywords=twister+rings](http://www.amazon.com/Milton-Bradley-40459-Twister-Hopscotch/dp/B0013EY11O/ref=sr_1_4?ie=UTF8&qid=1371098478&sr=8-4&keywords=twister+rings)

**-Stuff to Collect:** plastic bottles, lids, straws, egg cartons, ping pong balls, whiffle balls, pylons, water balloons, chopsticks, dice (the bigger, the better), paper plates, drink trays, fly swatters...